

# GESTALT

- Quintet Pour Trois Violoncelle , Contralto et Contreténor -

Christian Leonard TALARICO  
Copyright © 2010

Ad Libitum

1

I:  
Contralto

II:  
Contralto

3: Cello

4: Cello

5: Cello

6

I:  
Contra

II:  
Contra

3: Cello

4: Cello

5: Cello

10

1:  
Contra

2:  
Contra

3:  
Cello

4:  
Cello

5:  
Cello

14

1:  
Contra

1

2:  
Contra

2

3:  
Cello

4:  
Cello

5:  
Cello

16

1: lle za de stea mor Al ba su

Contra

1

2: lle za de stea mor Al ba su

Contra

2

3: Cello

Cello

4: Cello

Cello

5: Cello

Cello

18

1: bli meen el so por Des per tar

Contra

1

2: bli meen el so por Des per tar

Contra

2

3: Cello

Cello

4: Cello

Cello

5: Cello

Cello

20

1:  
Contra en la no che mas os cura. des pe re

2:  
Contra en la no che mas os cura □ □ □ des pe re

3:  
Cello

4:  
Cello

5:  
Cello

22

1:  
Contra zar deun an ces tral lo cura Ex plo sion

2:  
Contra zar deun an ces tral lo cura □ □ □ ex plo sion

3:  
Cello

4:  
Cello

5:  
Cello

24

1: *Contra*  
1  
deu na mi ria da de soles vi vi fi

2: *Contra*  
2  
de una mi ria da de soles vi vi fi

3: *Cello*

4: *Cello*

5: *Cello*

26

1: *Contra*  
1  
can do me sin di la ciones

2: *Contra*  
2  
can do me sin di la ciones Para in cen

3: *Cello*

4: *Cello*

5: *Cello*

28

1: Contra

de mi pas ion y mi □

2: Contra

diar ca da par ti cu la miemo

3: Cello

4: Cello

5: Cello

5:  
Cello

30

1: Contra

Lazoin mor

2: Contra

cion a dor me ci da


3: Cello


4: Cello


5: Cello


5:  
Cello


32

1:  *Contra*  
I  
tal en u na fu ga te rre


2:  *Contra*  
2  
en u na fu ga te rre


3:  *Cello*


4:  *Cello*


5:  *Cello*


34

1:  *Contra*  
I  
nal via jan do por las eras

2:  *Contra*  
2  
nal □ □ □ □ □ □ □ □ □ □ a tra ve

3:  *Cello*

4:  *Cello*

5:  *Cello*

36

1:  
Contra  
1

2:  
Contra  
2

3:  
Cello

4:  
Cello

5:  
Cello

vie joy ni no en su locu ra □

san do es feras □ vie joy ni no en su locu ra □

39

1:  
Contra  
1

2:  
Contra  
2

3:  
Cello

4:  
Cello

5:  
Cello

no teol vi da

no teol vi da



41

1: re a si se bo rren los sue nos de mi  
Contra 1

2: re a si se bo rren los sue nos de mi  
Contra 2

3: Cello

4: Cello

5: Cello

43

1: piel a si se trans for meel re cuer doen tor  
Contra 1

2: piel a si se trans for meel re cuer doen tor  
Contra 2

3: Cello

4: Cello

5: Cello

45

1: *Contra*  
1  
tu ra loa ta que lau su ra que to do se

2: *Contra*  
2  
tu ra loa ta que lau su ra que to do se

3: *Cello*

4: *Cello*

5: *Cello*

47

1: *Contra*  
1  
lle e va sal vo lai lu sion

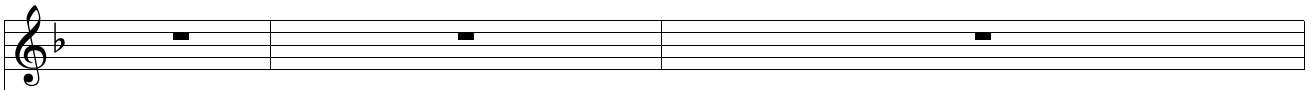
2: *Contra*  
2  
lle e va sal vo lai lu sion

3: *Cello*

4: *Cello*

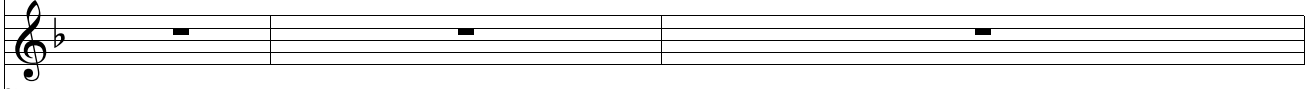
5: *Cello*

52




1:  
Contra

1



2:  
Contra

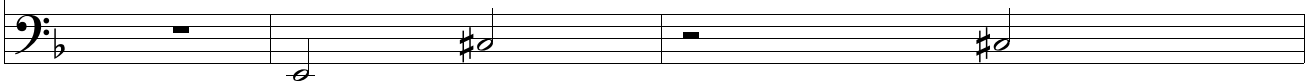
2



3:  
Cello



4:  
Cello



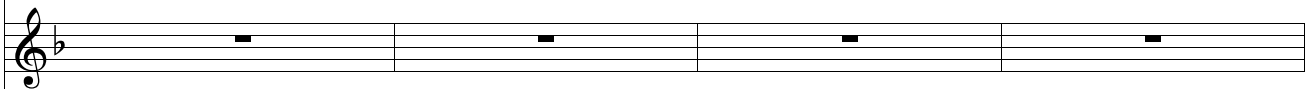
5:  
Cello

55



1:  
Contra

1

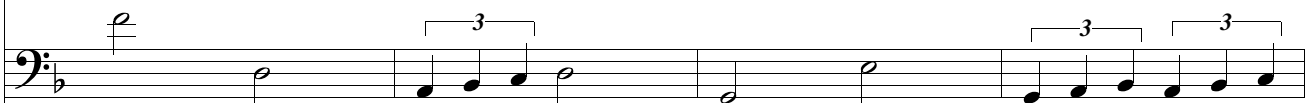


2:  
Contra

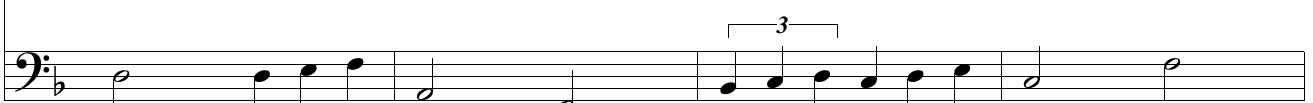
2



3:  
Cello



4:  
Cello



5:  
Cello

59

Musical staff 1: Treble clef, four measures of whole rests.

1:  
Contra

1

Musical staff 2: Treble clef, four measures of whole rests.

2:  
Contra

2

Musical staff 3: Bass clef, four measures of eighth-note triplets.

3:  
Cello

Musical staff 4: Bass clef, four measures of eighth-note triplets.

4:  
Cello

Musical staff 5: Bass clef, four measures of quarter notes and a triplet.

5:  
Cello

63

Musical staff 1: Treble clef, four measures of whole rests.

1:  
Contra

1

Musical staff 2: Treble clef, four measures of whole rests.

2:  
Contra

2

Musical staff 3: Bass clef, four measures of eighth-note triplets and chords.

3:  
Cello


Musical staff 4: Bass clef, four measures of quarter notes and eighth-note triplets.

4:  
Cello

Musical staff 5: Bass clef, four measures of quarter notes and eighth-note triplets.


5:  
Cello

67



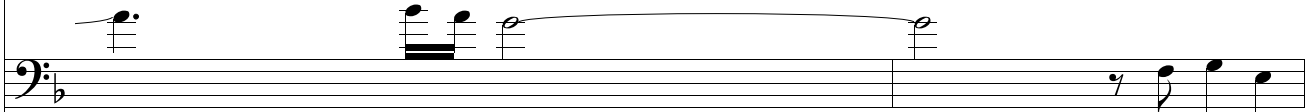
1:  
Contra

1




2:  
Contra

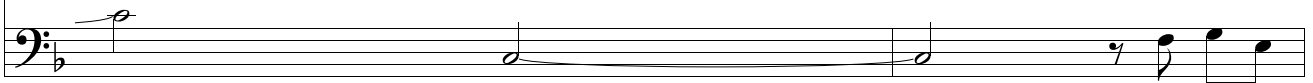
2



3:  
Cello




4:  
Cello




5:  
Cello


69



1:  
Contra



2:  
Contra



3:  
Cello




4:  
Cello




5:  
Cello

71




1:  
Contra

1



2:  
Contra


2



3:  
Cello

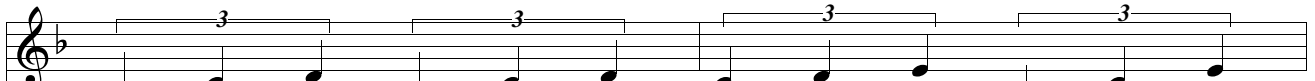


4:  
Cello



5:  
Cello

73



1:  
Contra

1

no llo res mas no te rin das ja mas a guar



2:  
Contra

2


No llo res mas no te rin das ja mas a guar



3:  
Cello



4:  
Cello



5:  
Cello

75

1: d a e l re n a c e r e n a q u e l o t r o s e r e n q u e

Contra 1

2: d a e l re n a c e r e n a q u e l o t r o s e r e n q u e

Contra 2

3: Cello

4: Cello

5: Cello

77

1: t u y

Contra 1

2: t u y

Contra 2

3: Cello

4: Cello

5: Cello

78

1: yo dan ce mo

Contra

1

2: yo dan ce mo

Contra

2

3: Cello

4: Cello

5: Cello

79

1: os por las mis mas

Contra

1

2: os por las mis mas

Contra

2

3: Cello

4: Cello

5: Cello



80

1: ve nas mia

Contra

1

2: ve nas mi

Contra

2

3: Cello

Cello

4: Cello

Cello

5: Cello

Cello

81

1: mo o or

Contra

1

2: amo o or

Contra

2

3: Cello

Cello


4: Cello

Cello

5: Cello

Cello

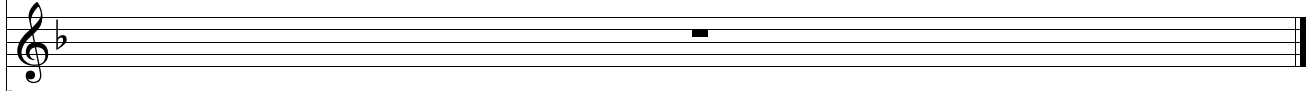
84



Musical staff 1: Treble clef, key signature of one flat, measure with a whole rest.

1:  
Contra


1



Musical staff 2: Treble clef, key signature of one flat, measure with a whole rest.


2:  
Contra

2




Musical staff 3: Bass clef, key signature of one flat, measure with a whole note.

3:  
Cello



Musical staff 4: Bass clef, key signature of one flat, measure with a whole note.

4:  
Cello



Musical staff 5: Bass clef, key signature of one flat, measure with a whole note.

5:  
Cello