



Doris Grall

Arranger, Composer, Director, Interpreter, Publisher, Teacher

France, REMIRE MONTJOLY

About the artist

Studied at the Landaeta Music School of Music in Caracas, Venezuela as a guitar player, composer, and teacher of History of Music, Analysis, and Solfa. Studies in recorder playing at University of Indiana. I have directed several groups of recorder ensembles with my students and I have written numerous arrangements for them. They are being published on Free-scores.com

Qualification: Qualified as composer, guitar and recorder player; teacher and conductor of recorder ensemble

Artist page : <https://www.free-scores.com/Download-PDF-Sheet-Music-hemiola.htm>

About the piece

Title:	Book 2 of 2- Articulations on major scales for Alto Recorder [Method]
Composer:	Grall, Doris
Arranger:	Grall, Doris
Copyright:	Copyright © Doris Grall
Publisher:	Grall, Doris
Style:	Instructional

Doris Grall on [free-scores.com](https://www.free-scores.com)



This work is not Public Domain. You must contact the artist for any use outside the private area.

Prohibited distribution on other website.



- listen to the audio
- share your interpretation
- comment
- contact the artist

Book 2/2

Exercises

ARTICULATIONS on MAJOR SCALES

For ALTO RECORDER

Content

SCALES :

up to seven sharps and flats

ARTICULATIONS

—

*Review of all articulations
Hard double tonguing tk
Soft double tonguing dg
3-notes group legato tdr
Double tonguing didl
French style: notes inegales
Italian double tonguing lere
Review of articulations
Review of all double tonguing*

copyright 2012 Doris Grall # Pau 3-643-152

Preface

It is well known that to master a musical instrument, the practice of scales is fundamental. These exercises on scales have been coupled with articulations (tonging), so important in playing the recorder as they control sound intensity, accents and expression. The articulations are based on Walter van Hauwe's Modern Technique for Recorders. In addition, when done slowly they help in obtaining a good breath control. In case it is desired to study minor scales along with the major scales, they have been written in the same progressive manner.

.....

Il est certain que pour bien jouer d'un instrument musical, la pratique des gammes est nécessaire. Aux exercices de gammes que nous présentons ont été ajoutés des articulations qui sont tellement importantes dans le jeu de la flûte à bec car elles contrôlent l'intensité du son, l'accentuation et l'expression. Les articulations sont celles indiquées par Walter van Hauwe dans sa Technique Moderne de la Flûte à Bec. De plus, pratiquées lentement, ces exercices aideront à obtenir un bon contrôle du souffle. On pourra étudier les gammes mineures en même temps que les majeures car elles ont la même progression.

*

Doris Grall

Copyright 2012 Doris Grall No, Pau 3-643-152

10 - E b MAJOR

all articulations

Alto Recorder

A long legato

A. Rec.

6

B 1) Portato
2) Staccato
2) Non Portato

A. Rec.

11

C 1- non baroque
2- baroque

A. Rec.

16

D legato

T tu-u T tu-u etc.

A. Rec.

21

E staccato

T tt tt T tt tt etc.

A. Rec.

26

F portato

T t-d T t-d etc.

A. Rec.

31

G 3-notes group

*T d r
T d Tt
Tu-u d*

A. Rec.

35

H Gigue 1) portato-staccato
2) legato- staccato

*T- d tt etc.
Tu- u tt etc.*

A. Rec.

39

I 1- non baroque
2- baroque

*Tu- d t etc.
Tu t- d etc.*

11- A MAJOR

hard double tonguing: tk

A 1) portato
2) staccato

Alto Recorder

B legato

A. Rec.

C non baroque
baroque

A. Rec.

T d T d
T t d t

D portato

A. Rec.

T t-d etc

E double tonguing

A. Rec.

tk tk T etc.

F

A. Rec.

T tu-u Tt

G Gigue

A. Rec.

T t d t T d Tt T d Tt

H Gigue

A. Rec.

T- d Tt etc.

I Siciliana

A. Rec.

T t-d T- d etc.

12 - A b MAJOR

soft double tonguing

A legato

Alto Recorder

B 1) portato
2) staccato

A. Rec.

C baroque

A. Rec.

T t d t - d etc.

D double tonguing- dg dg

A. Rec.

T d-g d-g etc.

E

A. Rec.

E portato

A. Rec.

T t d

F portato-staccato

A. Rec.

T- d Tt etc.

G legato-staccato

A. Rec.

T----- Tt etc.

H Staccato-legato

A. Rec.

Tt T----- etc.


13- E MAJOR

three note group legato tdr

13


Alto Recorder

A 1) portato
2) staccato



A. Rec.

B legato



A. Rec.

C 2 portato- 2 staccato

T- d Tt Tt etc.



A. Rec.

D 2 staccato- 2 portato

Tt Tt T- d etc.



A. Rec.

E 3-note group

*T- d-r etc.
T-d- Tt*



A. Rec.

F 3-note group

T----- T- d-r T-d-r etc.



A. Rec.

G Siciliana

T t- d etc.



A. Rec.

H Sarabande

T T- d - r etc.



A. Rec.

I Gigue

T T- d Tt etc.




14- D b MAJOR

Double tonguing: didl


Alto Recorder

A legato



A. Rec.

B 1) portato
2) staccato



A. Rec.

C baroque


T t - d t - d etc.



A. Rec.

D didl


di-dl di-dl etc.



A. Rec.

E 3-note group


T T-d-r etc.
T T-d-d etc.



A. Rec.

F portato


T-t d D-t t



A. Rec.

G portato-staccato


T- d Tt etc.



A. Rec.

H legato-staccato


T----- Tt etc.



A. Rec.

I Staccato-legato

Tt T----- etc.



15- B MAJOR

French Style (notes inégales)

A 1) portato
2) staccato

Alto Recorder

B legato

A. Rec.

C 2 portato- 2 staccato

A. Rec.

T- d Tt Tt etc.

D Staccato-legato

A. Rec.

Tt Tt T----

E notes inégales

A. Rec.

T t r-t r-t D t r-t r-t etc.

F notes inégales

A. Rec.

T t r-t r- t r- t r- t D t d etc.

A. Rec.

G Siciliana

A. Rec.

T t- d

H Sarabande

A. Rec.

T T- d - r etc.

I Gigue

A. Rec.


1) *T T- d Tt etc.*
2) *T Tu-u Tt etc.*

16- G b MAJOR

Italian articulation : lere-lere


A legato

Alto Recorder



B 1) portato
2) staccato


A. Rec.



C italian

A. Rec.

le-re etc.




A. Rec.



D italian

A. Rec.

le-re le-re



E 3-note group


A. Rec.



F T T-d-r etc.
T-d-d etc.
portato

A. Rec.


T t d



G portato-staccato

A. Rec.


T- d Tt etc.



H legato-staccato

A. Rec.


T---- Tt etc.



I Staccato-legato

A. Rec.

Tt T----- etc.



17- F sharp MAJOR

review of articulations

A 1) portato
2) staccato

Alto Recorder

B legato

A. Rec.

C 2 portato- 2 staccato

A. Rec.

T- d Tt Tt etc.

D Staccato-legato

A. Rec.

Tt Tt T---

E notes inégales

A. Rec.

T t r-t r-t D t r-t r-t etc.

F notes inégales

A. Rec.

T t r-t r-t r-t r-t D t d etc.

A. Rec.

G Siciliana

A. Rec.

T t-d

H Sarabande

A. Rec.

T T- d - r etc.

I Gigue

A. Rec.

*) T T- d Tt etc.
2) T Tu-u Tt etc.*

18- C sharp MAJOR

all articulations

A 1) portato
2) staccato

Alto Recorder

B legato

A. Rec.

C 2 staccato- 2 portato

A. Rec.

Tt Tt T-d etc.

D 2 legato-2 staccato

A. Rec.

T--- Tt Tt

E notes inégales

A. Rec.

T t r-t r-t D t r-t r-t etc.

F notes inégales

A. Rec.

T t r-t r-t r-t r-t D t d etc.

A. Rec.

G Siciliana

A. Rec.

T t-d

H Sarabande

A. Rec.

T T-d - r etc.

I Gigue

A. Rec.

*) T T- d Tt etc.
2) T Tu-u Tt etc.*

19- C b MAJOR

review all double tonguing

A legato

Alto Recorder

B 1) portato
2) staccato

A. Rec.

C double tonguing: 1) tk 2) dg 3) didl 4) lere

A. Rec.

D staccato

A. Rec.

E 3-note group

A. Rec.

F portato

T T-d-r etc.
T T-d-d etc.

A. Rec.

G portato-staccato

T-d Tt etc.

A. Rec.

H 1) non portato- baroque
2) staccato- baroque

Tdd T t Tdd T d - etc.
Tt Tt Tt T t Tt Tt Tt T d- etc

A. Rec.

I double tonguing: 1) tk-tk, 2) dg-dg
3) didl, 4) lere

1) tk tk T t etc.

A. Rec.

A. Rec.