



# Michel Lelong

France

## BLUE DEVILS FLOWERS

### About the artist

#### MICHEL LELONG: BIOGRAPHY

Michel Lelong was born in 1961 in Tours (France), started practising guitar at the age of 13, influenced by his older brothers; all are fond of American traditional music. First, with the help of his older brother Jean-Marc, a self taught, talented, guitar player, Michel learned different country blues in the styles of Mississippi John Hurt, John Jackson, Big Bill Broonzy, and Gary Davis etc. After these great blues and ragtime influences, Michel learned "note-by-note" by ear the traditional "Kentucky style", often called "Travis style". At 17, he started to teach guitar and, after having recorded his first LP in 1983, he was noticed by the American guitar player/musicologist/music publisher Stefan Grossman (one of the most renowned acoustic blues guitar pioneer teachers in the world).

In the 1980/90?s, Michel released four educational books with audiotapes on three legends of Country Guitar; Merle Tra... (more online)

**Artist page :** <https://www.free-scores.com/Download-PDF-Sheet-Music-michel-lelong.htm>

### About the piece



**Title:** BLUE DEVILS FLOWERS  
**Composer:** Lelong, Michel  
**Arranger:** Lelong, Michel  
**Copyright:** Michel Lelong-all rights reserved  
**Instrumentation:** Guitar solo (with tabs)  
**Style:** Ragtime  
**Comment:** I composed this tune in the spirit of the classic ragtime opus, like a tribute to Scott Joplin, the father of this style. Play quietly, not too fast, with swing feel...

### Michel Lelong on [free-scores.com](https://www.free-scores.com)



This work is not Public Domain. You must contact the artist for any use outside the private area.

**Prohibited distribution on other website.**

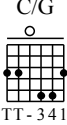
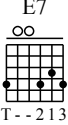
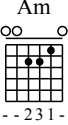
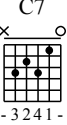
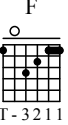
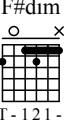
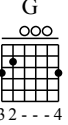
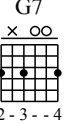
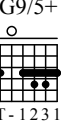
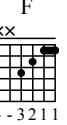
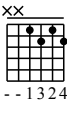
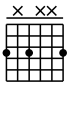
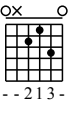
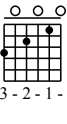
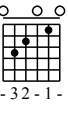
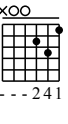
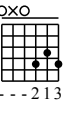


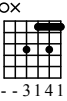

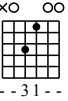
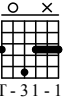


- listen to the audio
- share your interpretation
- comment
- contact the artist

# BLUE DEVILS FLOWERS

www.michel-lelong-music-house.com

Words & Music by Michel Lelong


 TT-341	 T--213	 --231-	 -3241-	 T-3211	 T-121-	 32---4	 2-3--4	 T-1231	 --3211
 --1324	 --213-	 3-2-1-	 -32-1-	 ---241	 ---213	 ---211	 ---341	 --312-	
	 7-3141	 T-3214	 --31--	 T-31-1					


guitar picking  
Standard Tuning


- ① = E    ④ = D
- ② = B    ⑤ = A
- ③ = G    ⑥ = E

♩ = 120 (♩♩♩)


PART 1 R.H. humb hold the 5 and 6th strings up the neck


C/G  
  
TT-341




E7  
  
T--213

Am  
  
--231-


guitar picking






C7  
  
 -3241-


1.  
 F  F#dim  G 





guitar picking



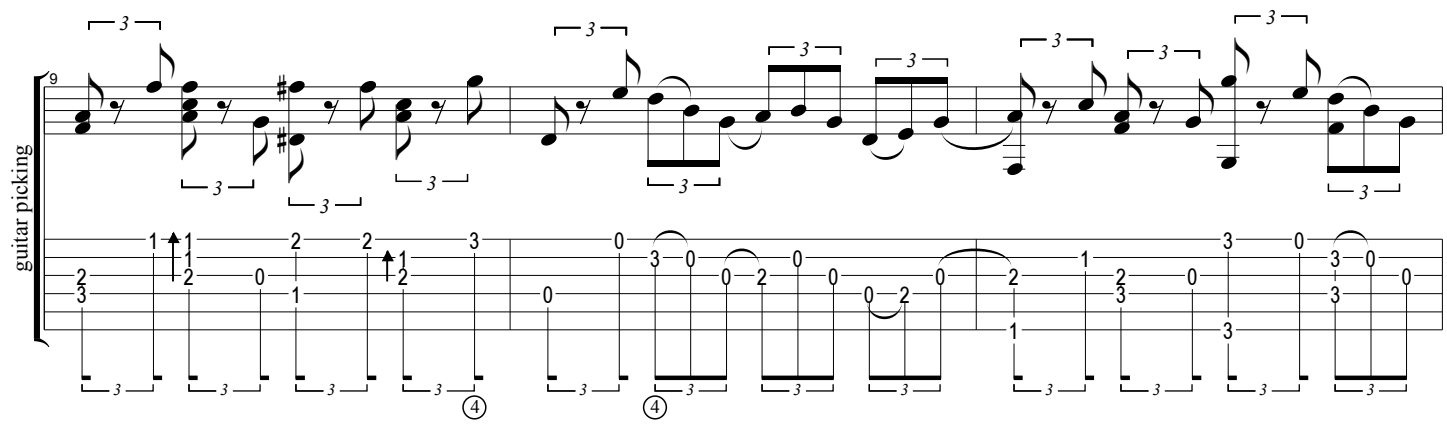
F  G7  C  G9/5+

guitar picking



2.  
 F  G  1st fretted position  
 F  G7 

guitar picking



C C7

PART B

F E7 Am Am7/G

guitar picking

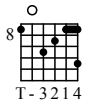
F E7 Am Am/C Dm E7 A

guitar picking

D Dm7 E7

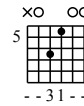
guitar picking

C6add9+

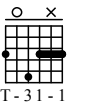


E7

Am9



Gm



guitar picking

11 8 10 9 0 0 10 9 7 9 0 7 5 0 0 0 5 3

8 10 8 10 0 9 7 9 0 7 5 0 0 5 3

1. F F#dim G6 G F

guitar picking

5 3 3 5 3 3 0 2 1 2 0 2 1 2 0 0 0 3 2 1

1 3 3 3 0 2 1 2 0 2 1 2 0 0 0 3 2 1

2. G7 C G9/5+ F D#7° G

guitar picking

1 2 0 3 0 1 4 3 1 1 2 2 2 1 3

1 3 3 3 0 2 3 3 3 3 2 0 1 2 3

F G7 C

guitar picking

0 3 0 2 0 0 2 1 3 0 3 0 1 3 8

0 3 0 2 0 0 2 1 3 0 3 0 1 3 8