



Richard Lenz

Australia

Apache Dreaming (for guitar ensemble)

About the artist

Richard Lenz, born in Amsterdam, started to play the guitar at the age of nine. In the Netherlands Richard studied at the Conservatorium in Alkmaar with Tamara Kropat and subsequently at the Conservatorium in Rotterdam with Dick Hoogeveen.

He won two scholarships to help him further his studies overseas in Wales. As a student of the Royal Welsh College of Music and Drama, Richard undertook his postgraduate studies in Cardiff with guitarist John Mills and also studied period performance practice, visiting early music specialist Nigel North in London. Throughout his studies, Richard played in numerous festivals and master classes with many of the world's leading guitarists.

Richard maintains a busy performance and tuition schedule and has appeared in recitals both as a soloist and in various ensembles, including a Royal Performance.

As part of Duo Lenz, Richard and his wife Ruth have established themselves as one of Australia's leading cl... (more online)

Associate: AMCOS

Artist page : <https://www.free-scores.com/Download-PDF-Sheet-Music-rlenz.htm>

About the piece



Title: Apache Dreaming [for guitar ensemble]

Composer: Lenz, Richard

Copyright: Copyright © Richard Lenz

Publisher: Lenz, Richard

Instrumentation: Guitar Ensemble

Style: Classical

Comment: 'Apache Dreaming' is written by Richard Lenz for the beginning (junior) guitar ensemble, in four parts. This file contains a score, individual parts and instructions for improvising an alternative intro and interlude using various percussion sounds created on the guitars. Alternatively percussion instruments may also be used.

Richard Lenz on [free-scores.com](https://www.free-scores.com)



- listen to the audio
- share your interpretation
- comment
- contact the artist



Apache Dreaming

For 4 Guitars

Richard Lenz

© Copyright 2009


Apache Dreaming

Alternative Intro (and Interlude)

Section **1** (Bars 1-4) and Section **2** (Bars 37-40) of 'Apache Dreaming' may be extended or replaced by an alternative intro and interlude using various percussion sounds created on the guitars or alternatively by percussion instruments.

In the alternative intro (and interlude) provided the following percussion effects are used:


Guitar 4 starts alone playing the following percussion added to the two repeating chords.



For the stems facing up tap the sound board of the guitar near the fret board.

For the stems facing down tap the sound board near the bridge for a 'darker sound'. This effect should sound like a bongo drum. You may wish to have someone playing this rhythm on a bongo drum. You can use this change in Guitar 4 throughout the entire piece every time Guitar 4 plays these two chords (Em and Asus2).

After 4 bars Guitar 3 comes in with the following rhythm:




To create this percussion effect tap with the right hand nails on the lower bout side of the guitar with fingers *a m i* (or *e a m i* when playing the Ossia staff). Alternatively you could use a percussion instrument like a guiro to play this rhythm.

After Guitar 3 has played four bars of this rhythm, Guitar 1 comes in with a special effect:



To create this effect, pluck the string between the 'e' note on the 4th string (Fret 2) and the note. In other words pluck behind the note. An alternative for plucking the string between the note and the nut would be using a wood block.

After 4 bars of this rhythm (we are now 12 bars into the intro) Guitar 2 comes in with the harmonics as played on the 12th fret on strings 1 and 2.



Once Guitar 2 has played 4 bars of harmonics, Guitar 3 changes from its percussion to normal plucked notes:



After 4 bars of this we have come to the end of our alternative intro and start/resume the piece at Section A or..... when using this as an interlude resume at Section A2

A few remarks:

- The added percussion to the Guitar 4 chords may be used throughout the entire piece (every time Guitar 4 plays Em and Asus2).
- This alternative section can be used both as an intro (bars 1-4) and interlude (bars 37-40).
- Learn the 'Apache Dreaming' first 'as is' before making the changes. After the students are confident with the piece, introduce the change.
- The students do not need to have the music for this alternative intro/interlude. It is a great opportunity for students to learn to listen out for the other parts.
- Percussion effects may be changed and/or replaced by percussion instruments. Students can be involved in exploring their instruments and finding their own percussive sounds effects on the guitar.
- Although this alternative intro/interlude is written out, this section may be used to improvise with different rhythms and percussion effects.
- And most importantly have fun!

Richard Lenz
Sept. 2009

Apache Dreaming

Alternative Intro (and Interlude)

www.duolenz.com
free for non-commercial use

Richard Lenz

Tap sound board near fret board

Tap sound board near bridge

5 Percussion on side of guitar - lower bout

9 Pluck between 'e' on 4th string and nut (behind the note)

13

17

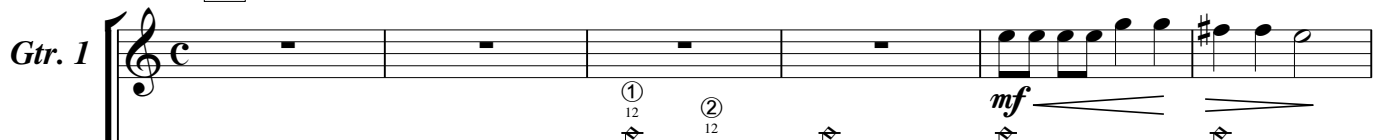
The musical score is written for four guitars (Gtr. 1-4) and percussion. It is organized into systems of four staves each. The first system (measures 1-4) features Gtr. 4 with a rhythmic pattern of eighth notes and tap sounds near the fret board and bridge. Gtr. 3 has a percussive pattern of eighth notes. Gtr. 1 plays a melodic line of eighth notes. The second system (measures 5-8) introduces percussion on the side of the guitar (lower bout) for Gtr. 3. The third system (measures 9-12) features a pluck between the 'e' on the 4th string and the nut for Gtr. 1. The fourth system (measures 13-16) includes natural harmonics for Gtr. 2 at frets 12 and 13. The fifth system (measures 17-20) continues the melodic and rhythmic patterns.


Apache Dreaming


Richard Lenz

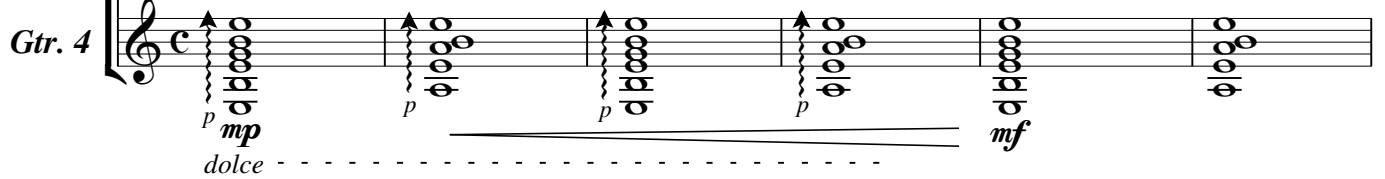
♩=115 **1**

A

Gr. 1 

Gr. 2 

Gr. 3 


Gr. 4 


p m i p p m i p


mp p mp


dolce

mf mf

7 








mp mf mp


mp mf mp


mp mf mp


mp mf mp

13 **B** **A1** A tempo









p p

mf mf

p rit.

mf mf

Ossia - Gr.4 Tamboura



p rit.

19

mp *mf* *mp*

mp *mf* *mp*

mp *mf* *mp*

mp *mf* *mp*

25 **C**

mf *mp*

mp *mp*

mp *mp*

mf *mp*

31 **B1**

p

p

p

p

Ossia - Gtr.4 Tamboura (see Bars 13-16)

37 **2** **A2**

mf

mf

mp

mf

mp

mf

dolce - - - - -

43

mp

p

mp

mf

mp

mp

mf

mp

mp

mf

mp

B2

49

mf

mf

mf

mf

Ossia - Gtr.4 Tamboura (see Bars 13-16)

Apache Dreaming

Individual Parts

Apache Dreaming

Richard Lenz

$\text{♩} = 115$ **1** **A**

Gtr. 1

7

13 **B** **A1** A tempo

19

25 **C**

31 **B1**

37 **2** **A2**

43

49 **B2**

Apache Dreaming

Richard Lenz

1 $\text{♩} = 115$

Gtr. 2

A

7

mp *mf* *mp*

B **A1** A tempo

13

p *mf*

19

mp *mf* rit. *mp*

C

25

mp *mp*

B1

31

p

2 **A2**

37

mf

43

mp *mf* *mp*

B2

49

mf

Apache Dreaming

Richard Lenz

$\text{♩} = 115$ **1** **A**

p m i p p m i p

Gtr. 3 *mp* *mf*

7 *mp* *mf* *mp*

B **A1** A tempo *p* *mf*

13

19 *mp* *mf* *mp*

C

25 *mp* *mp*

B1

31 *p*

2 **A2**

37 *mp* *mf*

43 *mp* *mf* *mp*

B2

49 *mf*

Apache Dreaming

Richard Lenz

♩=115 **1** **A**

Gtr. 4

p *mp* *p* *p* *mf*

dolce - - - - -

7

mp *mf* *mp*

13 **B** **A1** A tempo

mp *mf*

p *rit.* - - - - -

Ossia - Gtr.4 Tamboura

19

mp *mf* *mp*

25 **C**

mf *mp*

31 **B1**

p

Ossia - Gtr.4 Tamboura (see Bars 13-16)

37 **2** **A2**

mp *mf*

dolce - - - - -

43

mp *mf* *mp*

49 **B2**

mf

Ossia - Gtr.4 Tamboura (see Bars 13-16)

ALSO AVAILABLE:

Guitar for Everyone ! Guitar Method - Book 1 + 2

Guitars for Everyone ! for Guitar Ensemble

Festive Fizz for Guitar Ensemble

Two Pieces for Guitar Ensemble

Carpe Diem for Guitar Ensemble

Illusie for two Guitars

From the Summer Solstice for two Guitars

The Arrival of the Queen of Sheba for two Guitars

Two Arrangements for two Guitars

Suite Lamentoso for solo guitar

Prelude and Waltz for solo guitar

DUO LENZ

Ruth Lenz Richard Lenz

duolenz@duolenz.com

www.duolenz.com