



# Mark Steven Dickerson

Arrangeur, Compositeur, Directeur, Professeur

États-Unis, Ashburnham

## A propos de l'artiste

A lifelong musician playing classical piano when young, then jazz and rock saxophones during teens through retirement. A degree in music and performance time in Army and Air Force bands. Directed big band jazz groups and combos, performed in many concert and wind ensembles during these years. Love melodic music, but also love my ears to be stretched some. With my wife Anna, we started composing choral music as an enjoyable outlet for our composition desires, as well as wind groups. If you like and perform our music, please let me know where and who performed it. Perhaps you could include a Youtube link so we could hear your performance. Please let me know if you perform any of the works via [msdickerson@yahoo.com](mailto:msdickerson@yahoo.com). Thanks. You are always free to perform our music in a non-commercial performance.

**Page artiste :** [https://www.free-scores.com/partitions\\_gratuites\\_msdickerson.htm](https://www.free-scores.com/partitions_gratuites_msdickerson.htm)

## A propos de la pièce



**Titre :** Paws  
**Compositeur :** Dickerson, Mark Steven  
**Arrangeur :** Dickerson, Mark Steven  
**Droit d'auteur :** Copyright © Mark Steven Dickerson  
**Editeur :** Dickerson, Mark Steven  
**Style :** Jazz

## Mark Steven Dickerson sur [free-scores.com](https://www.free-scores.com)



Cette partition ne fait pas partie du domaine public. Merci de contacter l'artiste pour toute utilisation hors du cadre privé.

**Interdiction de diffusion sur d'autres sites Web.**



- écouter l'audio
- partager votre interprétation
- commenter la partition
- contacter l'artiste

# Paws

PAWS-ZCV2.mid

Lyrics by Anna Dickerson  
Music and Arrangement by Steve Dickerson

♩ = 130

Cmaj7 Cm7 Cmaj7 Cm7 Cmaj7 Cm7

Piano

PAWS-ZCV2.mid

Cmaj7 Cm7 Cmaj7 Cm7 Cmaj7 Cm7

Alto Saxophone

Cmaj7 Cm7 Cmaj7 Cm7 Cmaj7 Cm7

Guitar

PAWS-ZCV2.mid

Cmaj7 Cm7 Cmaj7 Cm7 Cmaj7 Cm7

Tenor Saxophone

♩ = 130

Acoustic Bass

♩ = 130

Drum Set

solos

4 Cmaj7 Cm7 Cmaj7

Pno. They love to run and catch

Alto Sax. They love to run and catch

Gtr. Cmaj7 Cm7 Cmaj7

Ten. Sax. They love to run and catch

A. Bass

Dr.

7 G#07 Dm7/B

Pno. and play. To sit and stare then run a -

Alto Sax. and play. To sit and stare then run a -

Gtr. G#07 Dm7/B

Ten. Sax. and play. To sit and stare then run a -

A. Bass

Dr.

11 Cmaj7

Pno. way. They chase what -

Alto Sax. way. They chase what -

Gtr. Cmaj7

Ten. Sax. way. They chase what -

A. Bass

Dr.

14 G#<sup>o</sup>7

Pno. 

Alto Sax. 

Gtr. 

Ten. Sax. 

A. Bass 

Dr. 

17 Dm7/B Cmaj7

Pno. ev - en what is in the sky.

Alto Sax. Dm7/B Cmaj7  
ev - en what is in the sky.

Gtr. Dm7/B Cmaj7

Ten. Sax. Dm7/B Cmaj7  
ev - en what is in the sky.

A. Bass

Dr.

20

Pno.  $Bb^7$   $Ab^7$

Alto Sax.  $Bb^7$   $Ab^7$

Gtr.  $Bb^7$   $Ab^7$

Ten. Sax.  $Bb^7$   $Ab^7$

A. Bass

Dr.

Paws what\_\_\_ joy They bring to our

Paws what\_\_\_ joy They bring to our

Paws what\_\_\_ joy They bring to our

Paws what\_\_\_ joy They bring to our



24

Pno. hearts. How much they are part, of

Alto Sax. hearts. How much they are part, of

Gtr. G7(sus4) A<sup>b</sup>(sus4)

Ten. Sax. hearts. How much they are part, of

A. Bass

Dr.

27 G G7(SUS4) Bb6%

Pno. our lives, Oh paws what\_\_\_\_

Alto Sax. G G7(SUS4) Bb6%

Gtr. G G7(SUS4) Bb6%

Ten. Sax. our lives, Oh paws what\_\_\_\_

A. Bass

Dr.

30  $B\flat 7$   $A\flat(SUS4)$

Pno. joy They bring \_\_\_ to our hearts. \_\_\_\_\_

Alto Sax.  $B\flat 7$   $A\flat(SUS4)$   
 $B\flat 7$  They bring \_\_\_ to our hearts. \_\_\_\_\_

Gtr.  $B\flat 7$   $A\flat(SUS4)$

Ten. Sax.  $B\flat 7$   $A\flat(SUS4)$   
joy They bring \_\_\_ to our hearts. \_\_\_\_\_

A. Bass

Dr.

33 **G7(SUS4)** **A<sub>b</sub>(SUS4)** **G**

Pno. How much they are part, and yet it is not\_

Alto Sax. **G7(SUS4)** **A<sub>b</sub>(SUS4)** **G**  
 much they are and it is not\_

Gtr. **G7(SUS4)** **A<sub>b</sub>(SUS4)** **G**  
 **G7(SUS4)** **A<sub>b</sub>(SUS4)** **G**

Ten. Sax. **G7(SUS4)** **A<sub>b</sub>(SUS4)** **G**  
 How much they are part, and yet it is not\_

A. Bass

Dr.

36

Pno. *G/D* *Cmaj7*  
for long.\_\_\_\_\_ And when it's late and time to\_

Alto Sax. *G/D* *Cmaj7*  
for long.\_\_\_\_\_ when it's late and time to\_

Gtr. *G/D* *Cmaj7*

Ten. Sax. *G/D* *Cmaj7*  
for long.\_\_\_\_\_ And when it's late and time to\_

A. Bass

Dr.

Detailed description of the musical score: The score is for measures 36-39. It features six staves: Piano (Pno.), Alto Saxophone (Alto Sax.), Guitar (Gtr.), Tenor Saxophone (Ten. Sax.), Bass (A. Bass), and Drums (Dr.). The piano part has lyrics 'for long.' and 'And when it's late and time to\_'. The alto saxophone part has lyrics 'for long.' and 'when it's late and time to\_'. The guitar part has chord diagrams for G/D and Cmaj7. The tenor saxophone part has lyrics 'for long.' and 'And when it's late and time to\_'. The bass and drums parts are also shown.

39 B $\emptyset$ 7/A Dm<sup>6</sup>/A Dm7/B

Pno. — sleep, for them it's time for hide and

Alto Sax. B $\emptyset$ 7/A Dm<sup>6</sup>/A Dm7/B  
B $\emptyset$ 7/A sleep, Dm<sup>6</sup>/A for Dm7/B them it's time for hide and

Gtr. B $\emptyset$ 7/A Dm<sup>6</sup>/A Dm7/B

Ten. Sax. — sleep, for them it's time for hide and

A. Bass

Dr.

43 Cmaj7

Pno. seek. And Al - ways snu -

Alto Sax. Cmaj7 seek. And Al - ways snu -

Gtr. Cmaj7

Ten. Sax. seek. And Al - ways snu -

A. Bass

Dr.

46

Pno.  $B\flat 7/A$   $Dm^6/A$   
 gle at our feet. In our

Alto Sax.  $B\flat 7/A$   $Dm^6/A$   
 gle at our feet. In our

Gtr.  $B\flat 7/A$   $Dm^6/A$

Ten. Sax.  $B\flat 7/A$   $Dm^6/A$   
 gle at our feet. In our

A. Bass

Dr.



49 Dm7/B Cmaj7

Pno. arms, or un-der sheet to sleep.

Alto Sax. Dm7/B Cmaj7  
arms, or un-der sheet to sleep.

Gtr. Dm7/B Cmaj7  
arms, or un-der sheet to sleep.

Ten. Sax. Dm7/B Cmaj7  
arms, or un-der sheet to sleep.

A. Bass

Dr.

53 **B $\flat$ 7** **A $\flat$ 7**

Pno.   
Paws what \_\_\_\_\_ joy They bring to our

Alto Sax.   
Paws what \_\_\_\_\_ joy They bring to our

Gtr.   
**B $\flat$ 7** **A $\flat$ 7**

Ten. Sax.   
Paws what \_\_\_\_\_ joy They bring to our

A. Bass 

Dr. 

56

Pno. *G7(SUS4)* *A<sup>b</sup>(SUS4)*  
hearts. How much we wish they not part, and

Alto Sax. *G7(SUS4)* *A<sup>b</sup>(SUS4)*  
hearts. How much we wish they not part, and

Gtr. *G7(SUS4)* *A<sup>b</sup>(SUS4)*

Ten. Sax. *G7(SUS4)* *A<sup>b</sup>(SUS4)*  
hearts. How much we wish they not part, and

A. Bass

Dr.

59 G G7(SUS4) Bb7

Pno. be with us for - ev - er and ev - er From the start. Paws what\_\_\_\_

Alto Sax. G G7(SUS4) Bb7  
with us for - ev - er and ev - er From the start. Paws what\_\_\_\_

Gtr. G G7(SUS4) Bb7

Ten. Sax. G G7(SUS4) Bb7  
be with us for - ev - er and ev - er From the start. Paws what\_\_\_\_

A. Bass

Dr.

62 Ab7

Pno. joy They bring to our hearts. How

Alto Sax. joy They bring to our hearts. How

Gtr. Ab7

Ten. Sax. joy They bring to our hearts. How

A. Bass

Dr.

65  $G7(SUS4)$   $A\flat(SUS4)$   $G$

Pno. much we wish they not part, and be with us for - ev - er and ev -

Alto Sax.  $G7(SUS4)$   $A\flat(SUS4)$   $G$   
 much we wish they not part, and with us for - ev - er and ev -

Gtr.  $G7(SUS4)$   $A\flat(SUS4)$   $G$   
 $G7(SUS4)$   $A\flat(SUS4)$   $G$

Ten. Sax.  $G7(SUS4)$   $A\flat(SUS4)$   $G$   
 much we wish they not part, and be with us for - ev - er and ev -

A. Bass

Dr.

68 G7(sus4) Cmaj7 G#°7

Pno. er From the start. They love to run and\_ catch and play.

Alto Sax. G7(sus4) Cmaj7 G#°7  
 er From the start. they love to run and\_ catch and play.

Gtr. G7(sus4) Cmaj7 G#°7

Ten. Sax. er From the start. They love to run and\_ catch and play.

A. Bass

Dr.

72

Pno. *Dm7/B* *Cmaj7*  
To sit and stare then run a - way.

Alto Sax. *Dm7/B* *Cmaj7*  
To *Dm7/B* and stare then run a - way. *Cmaj7*

Gtr. *Dm7/B* *Cmaj7*

Ten. Sax. *Dm7/B* *Cmaj7*  
To sit and stare then run a - way.

A. Bass

Dr.



76

Pno. They chase what - ev - er\_\_\_\_ pas-

Alto Sax. They chase what - ev - er\_\_\_\_ pas-

Gtr. They chase what - ev - er\_\_\_\_ pas-

Ten. Sax. They chase what - ev - er\_\_\_\_ pas-

A. Bass

Dr.

79 G#07 Dm7/B

Pno. ses by. and ev - en what is in the

Alto Sax. G#07 Dm7/B  
by. and en what is in the

Gtr. G#07 Dm7/B

Ten. Sax. G#07 Dm7/B  
ses by. and ev - en what is in the

A. Bass

Dr.

83 Cmaj7 G#o7 end solos Dm7/B

Pno. sky. and\_ ev - en what is

Alto Sax. sky. and\_ ev - en what is

Gtr. Cmaj7 G#o7 end solos Dm7/B

Ten. Sax. sky. and\_ ev - en what is

A. Bass

Dr.

86 Cmaj7 Cmaj7/G Cmaj7

Pno.  in the sky.

Alto Sax.  in the Cmaj7 Cmaj7/G Cmaj7

Gtr.  Cmaj7 Cmaj7/G Cmaj7

Ten. Sax.  in the sky.

A. Bass 

Dr. 

# Paws

Lyrics by Anna Dickerson

Music and Arrangement by Steve Dickerson

PAWS-ZCV2.mid

♩ = 130

solos

Cmaj7 Cm7 Cmaj7 Cm7 Cmaj7 Cm7 Cmaj7 Cm7 Cmaj7 G#o7

They love to run and catch and play.

8

To sit and stare then run a - way.

They chase what

14

ev - er pas - ses by.

and ev - en what is in the sky.

21

Paws what joy They bring to our hearts. How much they are part, of

27

our lives, Oh paws what joy They bring to our

32

hearts. How much they are part, and yet it is not for long.

37

And when it's late and time to sleep, for them it's time for hide and

43

seek. And Al - ways snu - gle at our feet.

48

In our arms, or un - der sheet to sleep.

53  $Bb^7$   $Ab^7$   $G^7(SUS4)$




Paws what\_ joy Theybring to our hearts.\_ Howmuch we wish they not part,

58  $Ab(SUS4)$   $G$   $G^7(SUS4)$   $Bb^7$



and be with us for-ev-er and ev - er From the start. Paws what\_

62  $Ab^7$   $G^7(SUS4)$   $Ab(SUS4)$




joy Theybring to our hearts.\_ Howmuch we wish they not part, and

67  $G$   $G^7(SUS4)$   $Cmaj7$   $G\#^{\circ}7$




be with us for-ev-er and ev - er From the start.They love to run and\_catchand play.

72  $Dm^7/B$   $Cmaj7$



To sit and stare then run a - way. They chase what


78  $G\#^{\circ}7$   $Dm^7/B$   $Cmaj7$



ev - er\_ pas-ses by. and ev-en what is in the sky.

84  $G\#^{\circ}7$   $Dm^7/B$   $Cmaj7$   $Cmaj7/G$   $Cmaj7$

end solos



and ev-en what is in the sky.

# Paws

Alto Saxophone

Lyrics by Anna Dickerson

PAWS-ZCV2.mid

Music and Arrangement by Steve Dickerson

♩ = 130

solos

Amaj7 Am7 Amaj7 Am7Amaj7 Am7 Amaj7 Am7 Amaj7 E#o7

## Alto Saxophone

53 G7 F7 E7(SUS4)

Paws what\_ joy Theybring to our hearts.\_\_\_\_ Howmuch we wish they not part,

58 F(SUS4) E E7(SUS4) G7

and be with us for-ev-er and ev - er From the startPaws what\_ joy They

63 F7 E7(SUS4) F(SUS4)

bring to our hearts.\_\_\_\_ How much we wish they not part, and

67 E E7(SUS4) Amaj7 E#07

be with us for-ev-er and ev - er From the start.They love to run and\_catchand play.

72 Bm7/G# Amaj7

To sit and stare then run a - way. They chase what

78 E#07 Bm7/G# Amaj7

ev - er\_\_ pas-ses by. and ev-en what is in the sky.

84 E#07 Bm7/G# Amaj7 Amaj7/A Amaj7

end solos

and ev-en what is in the sky.



# Paws

Guitar

Lyrics by Anna Dickerson

Music and Arrangement by Steve Dickerson

♩ = 130

Cmaj7

Cm7

Cmaj7

Cm7

Cmaj7

Cm7

Cmaj7

Cm7



Cmaj7

G#°7



5

Dm7/B

Cmaj7



9

G#°7



13

Dm7/B

Cmaj7



17

Bb7

Ab7



21

G7(SUS4)

Ab(SUS4)

G

G7(SUS4)



25

V.S.

2

29 **Bb6/9** **Bb7** **Ab(SUS4)** Guitar

33 **G7(SUS4)** **Ab(SUS4)** **G** **G/D**

37 **Cmaj7** **Bø7/A** **Dm6/A**

41 **Dm7/B** **Cmaj7**

45 **Bø7/A** **Dm6/A**



49 **Dm7/B** **Cmaj7** **Bb7**


54 **Ab7** **G7(SUS4)**





58 **Ab(SUS4)** **G** **G7(SUS4)** **Bb7**


The image shows a guitar score for 34 measures, divided into eight systems of four measures each. Each system includes a measure number, chord diagrams for the guitar, and musical notation on a treble clef staff. The notation includes chords, rests, and rhythmic markings like '7' for the seventh fret. The key signature changes from one flat (Bb) to two flats (Bb, Ab) at measure 54.


Guitar

62  





66    






70  







75 



79  



83   



86  



# Paws

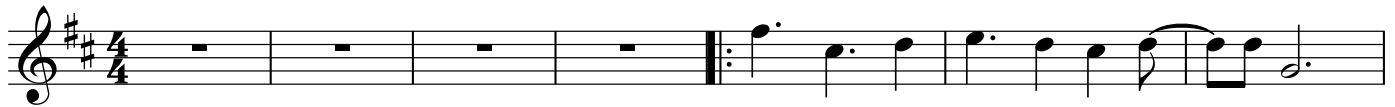
♩ = 130

solos

Dmaj7 Dm7 Dmaj7 Dm7 Dmaj7 Dm7 Dmaj7 Dm7

Dmaj7

A#°7



They love to run and catch and play.



To sit and stare then run a - way.

They chase what




ev - er pas - ses by.

and ev - en what is in the sky.



Paws what joy They bring to our hearts. How much they are part, of



our lives, Oh paws what joy They bring to our



hearts. How much they are part, and yet it is not for long.



And when it's late and time to sleep, for them it's time for hide and



seek. And Al - ways snu - gle at our feet.

In our V.S.

## Tenor Saxophone

49 Em<sup>7</sup>/C<sup>#</sup> Dmaj<sup>7</sup> C<sup>7</sup> B<sup>b</sup><sup>7</sup>

arms, or un-desheet to sleep. Paws what\_ joy Theybring to our

56 A<sup>7</sup>(sus4) B<sup>b</sup>(sus4) A

hearts. How much we wish they not part, and be with us for-ev er and ev

60 A<sup>7</sup>(sus4) C<sup>7</sup> B<sup>b</sup><sup>7</sup>

er From the start.Paws what\_ joy Theybring to our hearts. How

65 A<sup>7</sup>(sus4) B<sup>b</sup>(sus4) A A<sup>7</sup>(sus4)

much we wish they not part, and be with us for-ev-er and ev - er From the start.

69 Dmaj<sup>7</sup> A<sup>#</sup><sup>07</sup> Em<sup>7</sup>/C<sup>#</sup>

They love to run and\_catchand play. To sit and starethen run a -

75 Dmaj<sup>7</sup> A<sup>#</sup><sup>07</sup>

way. They chase what - ev - er\_\_ pas-ses by. and

81 Em<sup>7</sup>/C<sup>#</sup> Dmaj<sup>7</sup> A<sup>#</sup><sup>07</sup> end solos

ev - en what is in the sky. and\_

85 Em<sup>7</sup>/C<sup>#</sup> Dmaj<sup>7</sup> Dmaj<sup>7</sup>/A<sup>7</sup>Dmaj<sup>7</sup>

ev-en what is in the sky.

# Paws

Lyrics by Anna Dickerson  
Music and Arrangement by Steve Dickerson

♩ = 130



5



11




16



21



27



32



37



43



V.S.

49



55



61



67



73



79



85



# Paws

Lyrics by Anna Dickerson

Music and Arrangement by Steve Dickerson

♩ = 130

Musical notation for measures 1-4. The staff is in 4/4 time. Measure 1 starts with a snare drum hit (marked with an asterisk) followed by a series of eighth notes. Measure 2 continues with eighth notes and a snare hit. Measure 3 features a pattern of eighth notes with snare hits. Measure 4 concludes with eighth notes and a snare hit.

5

Musical notation for measures 5-8. Measure 5 begins with a repeat sign and continues with eighth notes and snare hits. Measure 6 has a similar pattern. Measure 7 features a more complex eighth-note pattern with snare hits. Measure 8 ends with eighth notes and a snare hit.

9

Musical notation for measures 9-12. Measure 9 starts with a snare hit and eighth notes. Measure 10 continues with eighth notes and snare hits. Measure 11 features a pattern of eighth notes with snare hits. Measure 12 concludes with eighth notes and a snare hit.

13

Musical notation for measures 13-16. Measure 13 begins with a snare hit and eighth notes. Measure 14 continues with eighth notes and snare hits. Measure 15 features a pattern of eighth notes with snare hits. Measure 16 concludes with eighth notes and a snare hit.

17

Musical notation for measures 17-20. Measure 17 starts with a snare hit and eighth notes. Measure 18 continues with eighth notes and snare hits. Measure 19 features a pattern of eighth notes with snare hits. Measure 20 concludes with eighth notes and a snare hit.

21

Musical notation for measures 21-23. Measure 21 begins with a snare hit and eighth notes. Measure 22 continues with eighth notes and snare hits. Measure 23 concludes with eighth notes and a snare hit.

24

Musical notation for measures 24-27. Measure 24 starts with a snare hit and eighth notes. Measure 25 continues with eighth notes and snare hits. Measure 26 features a pattern of eighth notes with snare hits. Measure 27 concludes with eighth notes and a snare hit.

V.S.



Drum Set

27

Musical notation for measures 27-29. The top staff shows a complex drum set pattern with various note values and rests. The bottom staff shows a bass line with quarter and eighth notes.

30

Musical notation for measures 30-32. The top staff shows a complex drum set pattern. The bottom staff shows a bass line with quarter and eighth notes.

33

Musical notation for measures 33-35. The top staff shows a complex drum set pattern. The bottom staff shows a bass line with quarter and eighth notes.

36

Musical notation for measures 36-38. The top staff shows a complex drum set pattern. The bottom staff shows a bass line with quarter and eighth notes.

39

Musical notation for measures 39-41. The top staff shows a complex drum set pattern. The bottom staff shows a bass line with quarter and eighth notes.

43

Musical notation for measures 43-45. The top staff shows a complex drum set pattern. The bottom staff shows a bass line with quarter and eighth notes.

47

Musical notation for measures 47-49. The top staff shows a complex drum set pattern. The bottom staff shows a bass line with quarter and eighth notes.

51

Musical notation for measures 51-53. The top staff shows a complex drum set pattern. The bottom staff shows a bass line with quarter and eighth notes.

Drum Set

55

Musical notation for measures 55-58. The notation is on a grand staff with a treble clef and a key signature of one flat. It features a complex drum set pattern with various note values, rests, and articulation marks like 'x' and '7'.

59

Musical notation for measures 59-62. The notation continues the drum set pattern from the previous system, showing a variety of rhythmic figures and rests.

63

Musical notation for measures 63-66. The drum set pattern continues with consistent rhythmic motifs and articulation.

67

Musical notation for measures 67-70. The notation shows a continuation of the drum set part with various rhythmic patterns.

71

Musical notation for measures 71-74. The drum set pattern remains consistent with the previous systems.

75

Musical notation for measures 75-78. The notation continues the drum set part with various rhythmic motifs.

79

Musical notation for measures 79-82. The drum set pattern continues with consistent rhythmic motifs.

83

Musical notation for measures 83-86. The notation concludes the drum set part with various rhythmic motifs and articulation.

V.S.

