



Michel Rene Ella Owono

Cameroun

nuage 29

A propos de l'artiste

J'aime la musique et je suis un compositeur

Page artiste : https://www.free-scores.com/partitions_gratuites_mkk.htm

A propos de la pièce



Titre : nuage 29
Compositeur : Ella Owono, Michel Rene
Arrangeur : Ella Owono, Michel Rene
Droit d'auteur : Copyright © Michel Rene Ella Owono
Editeur : Ella Owono, Michel Rene
Instrumentation : Guitare seule (avec tablature)
Style : Classique

Michel Rene Ella Owono sur [free-scores.com](https://www.free-scores.com)



Cette partition ne fait pas partie du domaine public. Merci de contacter l'artiste pour toute utilisation hors du cadre privé.

Interdiction de diffusion sur d'autres sites Web.

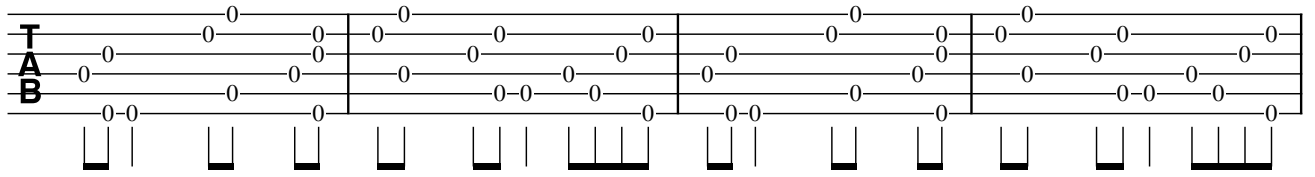


- partager votre interprétation
- commenter la partition
- contacter l'artiste

Cloud 29

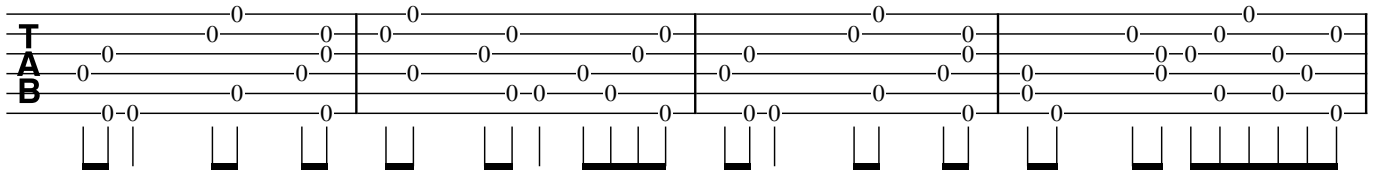
For Guitar

Michel Ella



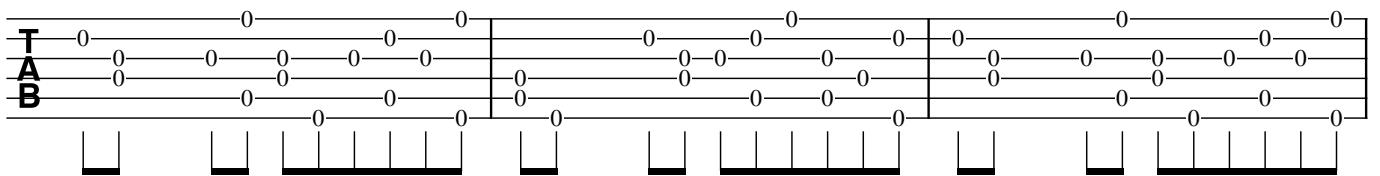
System 1: Four measures of guitar tablature. The top staff shows a sequence of open strings (0) on the high E, D, C, and B strings. The bottom staff shows a sequence of open strings (0) on the low E, A, D, and G strings. Vertical bar lines separate the measures.

5



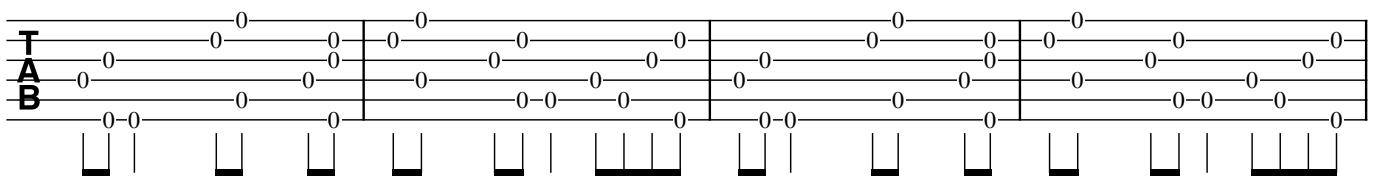
System 2: Four measures of guitar tablature. The top staff shows a sequence of open strings (0) on the high E, D, C, and B strings. The bottom staff shows a sequence of open strings (0) on the low E, A, D, and G strings. Vertical bar lines separate the measures.

9



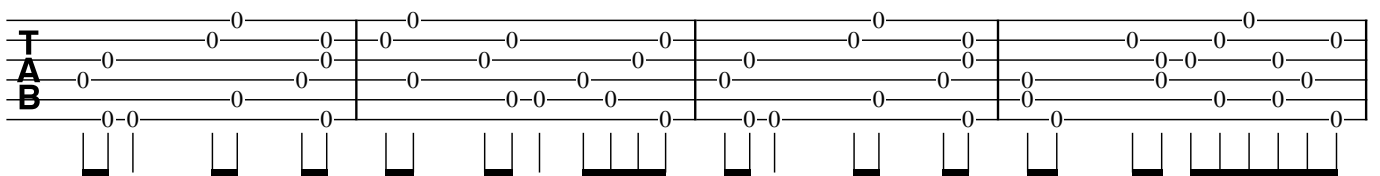
System 3: Four measures of guitar tablature. The top staff shows a sequence of open strings (0) on the high E, D, C, and B strings. The bottom staff shows a sequence of open strings (0) on the low E, A, D, and G strings. Vertical bar lines separate the measures.

12



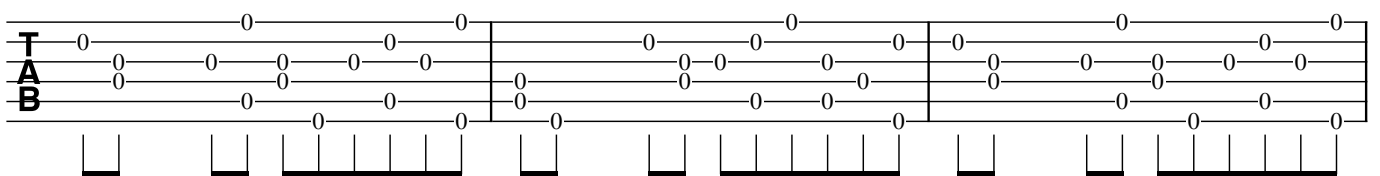
System 4: Four measures of guitar tablature. The top staff shows a sequence of open strings (0) on the high E, D, C, and B strings. The bottom staff shows a sequence of open strings (0) on the low E, A, D, and G strings. Vertical bar lines separate the measures.

16



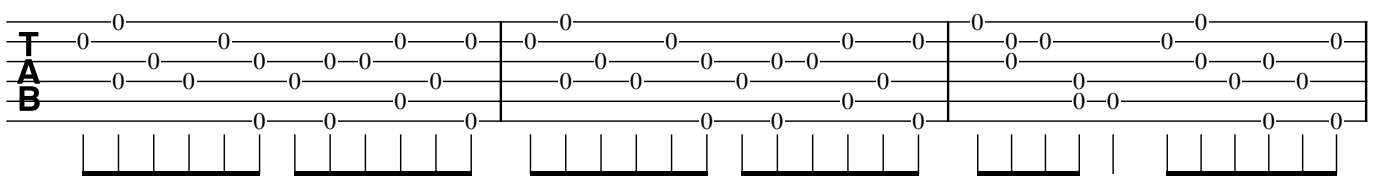
System 5: Four measures of guitar tablature. The top staff shows a sequence of open strings (0) on the high E, D, C, and B strings. The bottom staff shows a sequence of open strings (0) on the low E, A, D, and G strings. Vertical bar lines separate the measures.

20



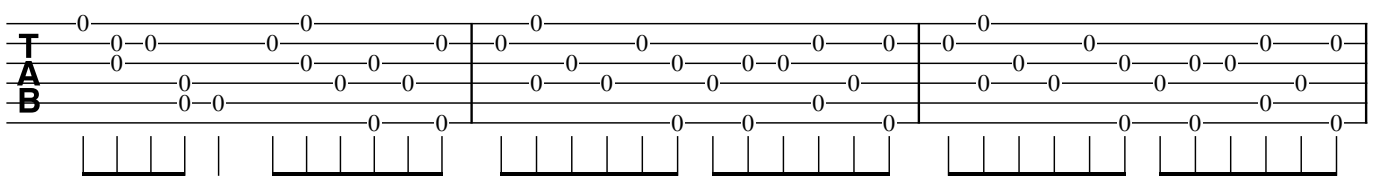
System 6: Four measures of guitar tablature. The top staff shows a sequence of open strings (0) on the high E, D, C, and B strings. The bottom staff shows a sequence of open strings (0) on the low E, A, D, and G strings. Vertical bar lines separate the measures.

23



System 7: Four measures of guitar tablature. The top staff shows a sequence of open strings (0) on the high E, D, C, and B strings. The bottom staff shows a sequence of open strings (0) on the low E, A, D, and G strings. Vertical bar lines separate the measures.

26



System 8: Four measures of guitar tablature. The top staff shows a sequence of open strings (0) on the high E, D, C, and B strings. The bottom staff shows a sequence of open strings (0) on the low E, A, D, and G strings. Vertical bar lines separate the measures.

2

29

TAB notation for measures 29-32. The notation consists of two staves (T and B) with fret numbers (0) and a rhythmic diagram below. The rhythmic diagram shows a sequence of vertical lines representing notes.

32

TAB notation for measures 32-35. The notation consists of two staves (T and B) with fret numbers (0) and a rhythmic diagram below. The rhythmic diagram shows a sequence of vertical lines representing notes.

35

TAB notation for measures 35-38. The notation consists of two staves (T and B) with fret numbers (0) and a rhythmic diagram below. The rhythmic diagram shows a sequence of vertical lines representing notes.

38

TAB notation for measures 38-41. The notation consists of two staves (T and B) with fret numbers (0) and a rhythmic diagram below. The rhythmic diagram shows a sequence of vertical lines representing notes.

41

TAB notation for measures 41-44. The notation consists of two staves (T and B) with fret numbers (0) and a rhythmic diagram below. The rhythmic diagram shows a sequence of vertical lines representing notes.

44

TAB notation for measures 44-47. The notation consists of two staves (T and B) with fret numbers (0) and a rhythmic diagram below. The rhythmic diagram shows a sequence of vertical lines representing notes.

47

TAB notation for measures 47-50. The notation consists of two staves (T and B) with fret numbers (0) and a rhythmic diagram below. The rhythmic diagram shows a sequence of vertical lines representing notes.

50

TAB notation for measures 50-54. The notation consists of two staves (T and B) with fret numbers (0) and a rhythmic diagram below. The rhythmic diagram shows a sequence of vertical lines representing notes.

54

TAB notation for measures 54-57. The notation consists of two staves (T and B) with fret numbers (0) and a rhythmic diagram below. The rhythmic diagram shows a sequence of vertical lines representing notes.

57

TAB notation for measures 57-60. The notation consists of three staves labeled T, A, and B. The top staff (T) contains a sequence of zeros. The middle staff (A) contains a sequence of zeros. The bottom staff (B) contains a sequence of zeros. Below the staves are vertical lines representing fret positions, with some lines grouped by brackets.

60

TAB notation for measures 60-63. The notation consists of three staves labeled T, A, and B. The top staff (T) contains a sequence of zeros. The middle staff (A) contains a sequence of zeros. The bottom staff (B) contains a sequence of zeros. Below the staves are vertical lines representing fret positions, with some lines grouped by brackets.

64

TAB notation for measures 64-67. The notation consists of three staves labeled T, A, and B. The top staff (T) contains a sequence of zeros. The middle staff (A) contains a sequence of zeros. The bottom staff (B) contains a sequence of zeros. Below the staves are vertical lines representing fret positions, with some lines grouped by brackets.

68

TAB notation for measures 68-71. The notation consists of three staves labeled T, A, and B. The top staff (T) contains a sequence of zeros. The middle staff (A) contains a sequence of zeros. The bottom staff (B) contains a sequence of zeros. Below the staves are vertical lines representing fret positions, with some lines grouped by brackets. The notation ends with a double bar line.