



Michel Lelong

France

CHESTER SWING-first part (swing finger-picking)

A propos de l'artiste

Michel Lelong: Guitariste, banjoïste old-time, violon folk américain, chant-compositeur et arrangeur
DISCOGRAPHIE/BIBLIOGRAPHIE

1982 - disque Vinyle - "Guitare Instrumentale" -

1988 - The Guitar Of Merle Travis - Editions Stefan Grossman's Guitar Workshop (USA).

1989 - The Guitar Of Chet Atkins - aux Editions Stefan Grossman's Guitar Workshop (USA).

1990 - The Guitar Of Jerry Reed - aux Editions Stefan Grossman's Guitar Workshop (USA).

1992 - Guitar Rag - "The Music Of Merle Travis Vol II " - aux Editions Stefan Grossman'sGuitar Workshop (USA).

1996 - Album CD "Noir & Blanc" avec livret de tablatures - Editions Mailody

1996 - Vidéo pédagogique avec livret de tablatures - "Plans & Techniques de la Guitare Country" - Editions PDG Guitar Connection -Paris

1998 - Vidéo pédagogique avec livret de tablatures - "Pla... (la suite en ligne)

Page artiste : https://www.free-scores.com/partitions_gratuites_michel-lelong.htm

A propos de la pièce



Titre : CHESTER SWING-first part
[swing finger-picking]

Compositeur : Lelong, Michel

Arrangeur : Lelong, Michel

Droit d'auteur : Michel Lelong © All rights reserved

Instrumentation : Guitare seule (avec tablature)

Style : Jazz

Commentaire : J'ai enregistré ce thème swing finger-picking dédié à Chet Atkins en 1992 dans le CD "The Dare Devil".

Michel Lelong sur [free-scores.com](https://www.free-scores.com)



Cette partition ne fait pas partie du domaine public. Merci de contacter l'artiste pour toute utilisation hors du cadre privé.

Interdiction de diffusion sur d'autres sites Web.



- écouter l'audio
- partager votre interprétation
- commenter la partition
- contacter l'artiste

CHESTER SWING

www.michel-lelong-music-house.com

Recorded in 1992-The Dare Devil

Music by Michel Lelong

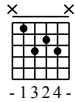
Standard Tuning

- ① = E ④ = D
- ② = B ⑤ = A
- ③ = G ⑥ = E

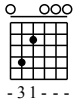
♩ = 120

Intro

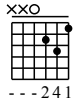
Bb Maj7



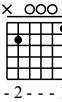
A7/C#



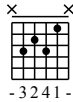
Dm



G7/B



C7

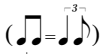


F



Musical notation for the Intro section, including a treble clef staff with a 4/4 time signature and a bass clef staff with tablature. The treble staff shows a melodic line with eighth and quarter notes, and the bass staff shows the corresponding fretting and picking patterns.

PARTIE A



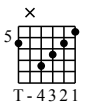
♩ = 160

♩ = 160

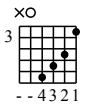


Part 1

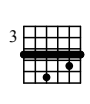
Bb7maj.



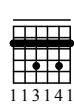
A7



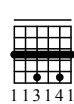
Dm7



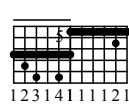
B7



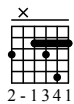
C7



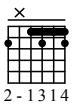
C#7Dm7sus4



G7°



A7°



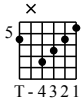
F

Musical notation for Part A, including a treble clef staff with a 4/4 time signature and a bass clef staff with tablature. The treble staff shows a melodic line with eighth and quarter notes, and the bass staff shows the corresponding fretting and picking patterns. A circled '4' is placed below the bass staff at the end of the section.

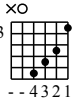
♩ = 160

Part 1

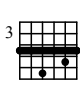
Bb7maj.



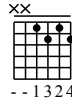
A7



Dm7



A7°



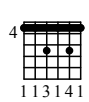
Gm7



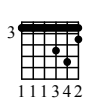
Ab119b



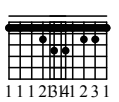
Db7



C11 5+



F13

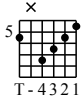


Musical notation for measures 9-12, including a treble clef staff with a triplet and a bass clef staff with fingerings and circled 4s.

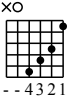
♩ = 160

Part 1

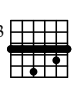
Bb7maj.



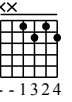
A7




Dm7



A7°

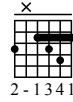


C7

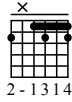


C#7Dm7sus4

G7°



F#7°



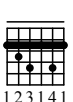
Musical notation for measures 13-16, including a treble clef staff with a triplet and a bass clef staff with fingerings and circled 4s.

Bb7maj.

A7

Dm7

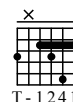
F#7°



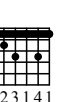
Gm7



Ab119b



B7°



Musical notation for measures 17-20, including a treble clef staff with a triplet and a bass clef staff with fingerings and circled 4s.

ERROR: syntaxerror
OFFENDING COMMAND: %ztokenexec_continue

STACK:

-filestream-
/