



Elizabeth Sidebotham

Royaume-Uni, Liskeard

ACCORDION FIRST STEPS

A propos de l'artiste

Elizabeth Sidebotham ALCM LLCM

Elizabeth studied piano from an early age and accompanied choirs from the age of 14. and having gained Associate and Licentiate diplomas with the London College of Music, began teaching and writing music. As accompanist she has taken part in many festivals, and competitions in Blackpool, Harrogate, Chester, Langollen Eisteddfod, Plymouth and has travelled with choirs on concert tours to Holland, Germany, Spain, USA, Eastern Canada, Singapore, New Zealand and western Canada.

Currently Elizabeth accompanies 2 male voice choirs, one mixed choir and one ladies choir. and plays keyboard with a country dance band. Elizabeth has accompanied theatre groups and their productions, and was musical director for a production of ?Oliver? in Plymouth. In 2001 she took up the piano accordion and is often asked to play fo... (la suite en ligne)

Page artiste : https://www.free-scores.com/partitions_gratuites_lizzy55.htm

A propos de la pièce



Titre : ACCORDION FIRST STEPS
Compositeur : Sidebotham, Elizabeth
Droit d'auteur : Copyright © Elizabeth Sidebotham
Instrumentation : Accordéon
Style : Methodes

Elizabeth Sidebotham sur [free-scores.com](https://www.free-scores.com)

LICENCE

Cette partition nécessite une autorisation :

- pour les représentations publiques
- pour l'utilisation par les professeurs

S'acquitter de cette licence sur :


<https://www.free-scores.com/licence?p=aCVLf20q8l>



- écouter l'audio
- partager votre interprétation
- commenter la partition
- s'acquitter de la licence
- contacter l'artiste

Interdiction de diffusion sur d'autres sites Web.

Accordion



First Steps repertoire

By Elizabeth Sidebotham

1+2+ Counting

E.Sidebotham

Accordion

Chords: C G C G F G C

Chords: 9 F C F C G C

Hints & tips

- Count 1 + 2 + to each bar and don't stop at the bar lines.
- Maintain your RH position over CDEFG
- Play the LH staccato with a steady, even rhythm
- Feel the 4 bar phrases.

5s & 3s

E.Sidebotham

♩ = 120 C G C G

Accordion

9 C G C G C

Hints & Tips

Remember to keep the LH staccato
but play the tune smoothly with the RH
keep a steady 3 beats to a bar
and maintain your 5 finger position over CDEFG with the RH.

3 Little Chords, C F and G

E.Sidebotham

A

Accordion

Measures 1-4. Treble clef, 4/4 time. Bass clef accompaniment with chords C, F, G, F, G.

5

Measures 5-8. Treble clef, 4/4 time. Bass clef accompaniment with chords C, F, G, C.

B

9

Measures 9-12. Treble clef, 4/4 time. Bass clef accompaniment with chords C, G, C.

13

Measures 13-16. Treble clef, 4/4 time. Bass clef accompaniment with chords G, C.

C

17

Measures 17-22. Treble clef, 4/4 time. Bass clef accompaniment with chords C, G, C, G, C, G, C.

23

Measures 23-28. Treble clef, 4/4 time. Bass clef accompaniment with chords F, C, G, C, G, C, G, C.

Left and Right March

E.Sidebotham

Accordion

The musical score is written for an accordion in 4/4 time. It consists of three systems, each with five measures. The right hand (treble clef) plays a melody with specific fingerings: 5, 3, 4, 1, 5, 5, 3 in the first system; 2, 5, 3, 1, 4, 1, 4 in the second system; and 3, 2, 1, 3, 2, 3, 4, 5, 1 in the third system. The left hand (bass clef) provides a harmonic accompaniment with chords C, G, and F, and a steady bass line. The word 'Accordion' is written to the left of the first system.

Hints & tips

- Count 1 2 3 4 to a bar
- Maintain a right hand position over CDEFG
- Play LH staccato with an even 4 beat rhythm
- Keep going through the bar lines

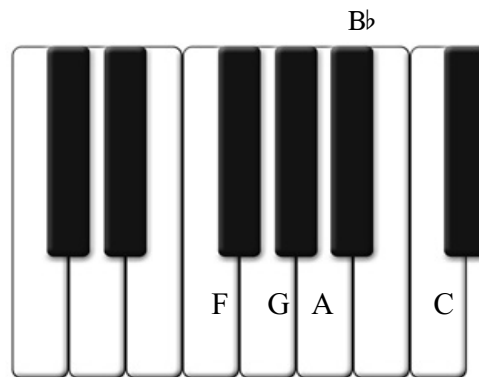
FOOT-TAPPER

E.Sidebotham

Andante Con moto

The first system of musical notation is in 2/4 time and begins with a mezzo-forte (*mf*) dynamic. The melody in the treble clef consists of eighth notes: F4, G4, A4, Bb4, A4, G4, F4, E4, D4, C4. The bass clef accompaniment consists of quarter notes: F3, C3, F3, C3, F3, C3, F3, C3, F3, C3, F3, C3. Fingerings are indicated as follows: Treble (F: 1, G: 2, A: 3, Bb: 4, A: 3, G: 2, F: 1, E: 2, D: 3, C: 4); Bass (F: 1, C: 2, F: 3, C: 4, F: 1, C: 2, F: 3, C: 4, F: 1, C: 2, F: 3, C: 4). Chord symbols F, FM, C, and CM are placed below the bass line.

The second system of musical notation begins with a forte (*f*) dynamic. The melody in the treble clef consists of eighth notes: D4, C4, Bb4, A4, G4, F4, E4, D4, C4, Bb4, A4, G4, F4, E4, D4, C4. The bass clef accompaniment consists of quarter notes: F3, C3, F3, C3, F3, C3, F3, C3, F3, C3, F3, C3, F3, C3, F3, C3. Fingerings are indicated as follows: Treble (D: 2, C: 1, Bb: 4, A: 3, G: 2, F: 1, E: 2, D: 3, C: 4, Bb: 4, A: 3, G: 2, F: 1, E: 2, D: 3, C: 4); Bass (F: 1, C: 2, F: 3, C: 4, F: 1, C: 2, F: 3, C: 4, F: 1, C: 2, F: 3, C: 4, F: 1, C: 2, F: 3, C: 4). Chord symbols F, FM, C, and CM are placed below the bass line.

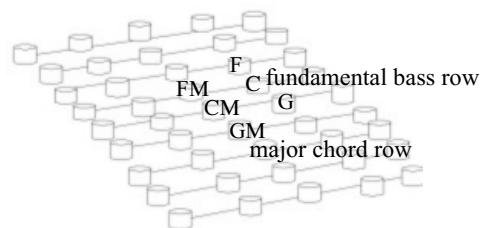
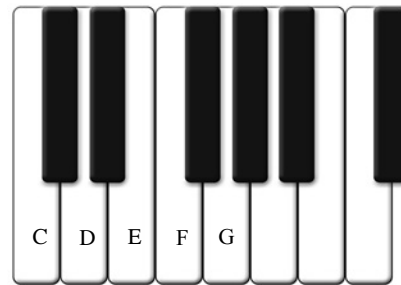


Beans and Black Coffee

E.Sidebotham

Allegretto

Musical score for 'Beans and Black Coffee' in 6/8 time, marked *Allegretto*. The score consists of three systems of piano accompaniment. The first system (measures 1-5) features a treble clef with a melody of eighth and quarter notes, and a bass clef with a bass line of dotted quarter notes and eighth notes. Chords C, G, and C are indicated. The second system (measures 6-11) continues the melody and bass line with chords F, G, C, F, C, and G. The third system (measures 12-16) concludes the piece with chords C, F, C, G, and C.



Toss the Pancake

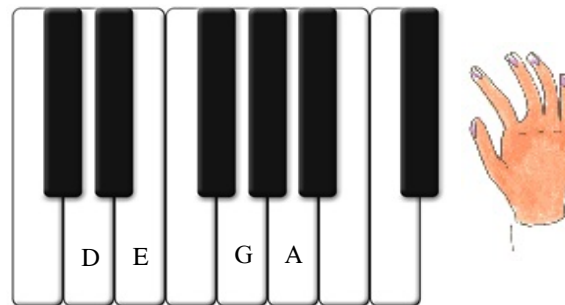
E.Sidebotham

Musical notation for the first system (measures 1-5). The key signature is one sharp (F#) and the time signature is 2/4. The bass line includes chord labels: D, A, D, A, B, C#.

Musical notation for the second system (measures 6-10). The bass line includes chord labels: A, D, A, D.

Musical notation for the third system (measures 11-15). The bass line includes chord labels: A, B, C#, A, D, A, D.

Musical notation for the fourth system (measures 16-20). The bass line includes chord labels: A, D, A, D, F#, A, B, C#.



Left hand uses
D D M A A M
A B C#



Pinky's First Performance

E.Sidebotham

4/4 *mf*
G D G

5 *mp*
Em Am D G

9 *f*
C G D G
move little finger up to E

13 *f*
C G D D
move little finger up to E

Jumping Beans

E.Sidebotham

vivace

f D DM G GM D DM G GM D G GM D DM G GM

9

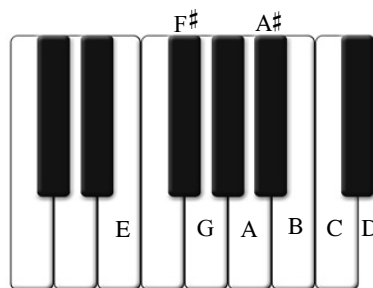
D DM G GM D DM G GM D DM G GM D DM G GM

Fine

17

p E Em B BM B BM E Em E Em B BM F# F#M B BM

D.C. al Fine

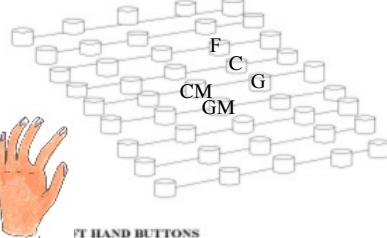


Left Hand

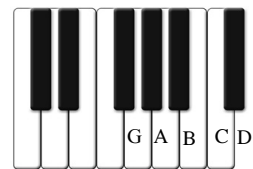
M = major chord

m = minor chord

G GM D DM E Em B BM G GM



Clap Happy



FT HAND BUTTONS
Allegretto

E.Sidebotham

Musical notation for measures 1-4. The piece is in 4/4 time. The right hand plays a melody of eighth notes. The left hand plays a bass line with chords. Chord labels are: C CM (measures 1-2), G GM (measures 3-4).

Musical notation for measures 5-8. The right hand continues the melody. Chord labels are: G GM (measures 5-6), C CM (measures 7-8).

Musical notation for measures 9-12. The right hand has a more active melody with sixteenth notes. Chord labels are: F C F C (measures 9-10), C CM (measures 11-12).

Musical notation for measures 13-16. The right hand continues with sixteenth notes. Chord labels are: F C F C (measures 13-14), C CM (measures 15-16).

March on G

introducing broken chords for the Right Hand

E.Sidebotham

5

10

14

Chords: G, Am, A7, C, G, A7, G, C, G, D7, G

Turkey Tandoori

E.Sidebotham

PRACTISE SLOWLY AT FIRST

The first system of musical notation is in 2/4 time. The treble clef staff contains a melody of eighth and quarter notes. The bass clef staff contains a bass line with chords. The first four measures have a Dm chord, and the last four measures have an A chord.

The second system of musical notation continues the piece. It starts with a Dm chord, followed by an A chord in the fifth measure, and ends with a Dm chord in the eighth measure.

RIGHT HAND

A diagram showing the right hand keyboard layout. The white keys are labeled D, E, F, G, A. A bracket is drawn under the D, E, F, G, and A keys.



A diagram showing the left hand buttons on a harmonium. The buttons are arranged in a grid. The first row has buttons labeled A, AM, and Dm. The second row has buttons labeled D and C.

THE LEFT HAND BUTTONS

Feeling Sad

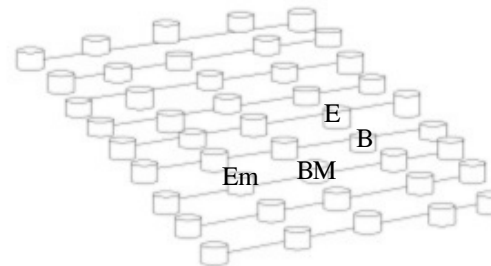
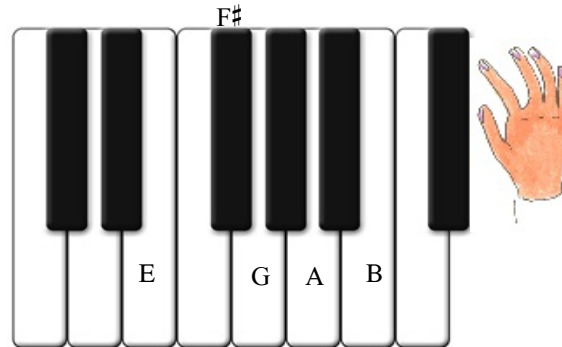
E.Sidebotham

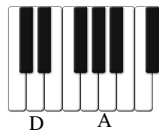
Adagio

introducing the minor chord

The first system of the musical score is in 3/4 time with a key signature of one sharp (F#). The right hand part begins with a melodic line marked *legato* and *f* (forte). The left hand part provides accompaniment with chords: Em, B, and p Em (piano). A slur covers the first two measures of the left hand.

The second system of the musical score continues the piece. The right hand part is marked *mf* (mezzo-forte). The left hand part features chords: B, Em, B, and Em. A slur covers the last two measures of the left hand.





Feeling Hungary!

E.Sidebotham

5/4

p Dm

Dm A

use alternating bass

5

mf A

Dm A

1.

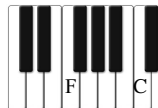
8

2.

A

Dm

fine



change Right hand position

11

f C

F C F

15

pp A

Dm

ff Gm

D.C. al fine

Nuts in April in C

E.Sidebotham

♩ = 120

Musical notation for measures 1-4. The piece is in 4/4 time. The right hand features a melody of eighth notes with grace notes. The left hand provides a bass line with chords. Chords are labeled C, G, C, and G.

Musical notation for measures 5-8. Measure 5 starts with a C chord. Measure 6 has a G chord. Measures 7 and 8 are a first and second ending. The first ending ends with a C chord, and the second ending ends with a C7 chord.

Musical notation for measures 9-13. Measure 9 has an F chord. Measure 10 has C and A7 chords. Measure 11 has D and D7 chords. Measure 12 has a G chord. Measure 13 ends with a G chord.

Musical notation for measures 14-17. Measure 14 has C and C7 chords. Measure 15 has F and C chords. Measure 16 has a G7 chord. Measure 17 ends with a C chord.

Nuts in April

E.Sidebotham

♩ = 120

Musical notation for measures 1-4. The piece is in 4/4 time with a key signature of one flat (Bb). The tempo is marked as quarter note = 120. The notation consists of a treble clef staff with a melody and a bass clef staff with chords. Chords are labeled F, C, F, and C.

Musical notation for measures 5-8. Measure 5 is marked with a '5'. The notation includes a first ending (1.) and a second ending (2.). Chords are labeled F, C, C7, F, and F7b.

Musical notation for measures 9-13. Measure 9 is marked with a '10'. Chords are labeled Bb, F, D7#, G, and C.

Musical notation for measures 14-17. Measure 14 is marked with a '14'. Chords are labeled F, Eb, E7, Bb, F, and C7.

Hornpipe

E.Sidebotham

Musical notation for measures 1-4. Treble clef, 4/4 time. Chords: C, F G, C F, D G.


Musical notation for measures 5-8. Treble clef, 4/4 time. Chords: C, F G, F C, G C. Ends with a double bar line and repeat dots. **Fine**

Musical notation for measures 9-12. Treble clef, 4/4 time. Chords: Am, E, Am, E.

Musical notation for measures 13-14. Treble clef, 4/4 time. Chords: Am, E, Dm, E.

Musical notation for measures 15-16. Treble clef, 4/4 time. Chords: A, E, A, D, E, Am, G, C. First ending (1.) and second ending (2.) are indicated. Ends with a double bar line and repeat dots.

D.C. al Fine



Mad Waltz

using the RH position D to A

E.Sidebotham

Moderato

Musical notation for measures 1-5. The piece is in 3/4 time with a key signature of one sharp (F#). The right hand plays a melody of eighth notes, and the left hand plays a bass line of chords. Dynamics include *mp*. Chord labels 'A' and 'D' are present.

Musical notation for measures 6-11. The right hand features triplet eighth notes. Dynamics include *mf*. Chord labels 'A' and 'D' are present.

Musical notation for measures 12-16. The right hand continues with triplet eighth notes. Dynamics include *f*. Chord labels 'D', 'A', and 'E' are present.

Musical notation for measures 17-20. The right hand plays a simple melody. Chord labels 'D' and 'A' are present.

Musical notation for measures 21-24. The right hand plays a melody with a triplet eighth note. Chord labels 'A' and 'D' are present.

French Onions

E.Sidebotham

♩ = 164

Accordion

mp Cm Fm G7

Cm G7

Fm G7 Cm

mf Bb7 Fm

Gdim G7 Cm

