



# John Wesley-Barker

Arrangeur, Compositeur, Directeur, Editeur, Professeur

## A propos de l'artiste

J'ai été béni par l'amour de la musique et des aptitudes qui me permet de faire ce que j'aime faire le plus - la musique. J'essaie de trouver un équilibre entre la musique comme CRAFT - SPIRITUALITE - PASSION.

Je comprends la musique comme un moyen de se connecter. Pour connecter l'âme vers le cœur et l'esprit à travers la beauté et de la vérité.

Pendant votre voyage dans la vie, j'ai essayé de faire l'expérience de nombreuses façons de s'engager avec la musique, les musiciens et le public. Il semble maintenant qu'il n'y a pas un rôle que je n'ai pas fait dans la musique. Joueur de flûte, enfant de chœur, chef d'orchestre, arrangeur chaîne, l'exploitation d'un dossier de presse, ingénieur du son, sans saxophoniste de jazz, batteur de rock, congas, enseignant itinérant, professeur d'université, fabricant de flûte de bambou, leader dans la musique des groupes de jeunes, éditeur des effets sonores, l'emplacement d'enregistrement, technologue en musique, compositeur adjoint, copiste, secrétaire, percussionniste, compositeur, e... (la suite en ligne)

**Site Internet:** <http://www.johnwesleybarker.co.uk/>

## A propos de la pièce

<b>Titre:</b>	Transit de Venus 2
<b>Compositeur:</b>	Wesley-Barker, John
<b>Licence:</b>	John Wesley-Barker © 2004 All Rights Reserved.
<b>Instrumentation:</b>	2 flutes
<b>Style:</b>	Classique
<b>Commentaire:</b>	Cette édition contient des pièces et un score très mini p16 de coordination seulement - illisible sur l'écran, le papier est ok.

## John Wesley-Barker sur [free-scores.com](http://www.free-scores.com)


[http://www.free-scores.com/partitions\\_gratuites\\_johnwesleybarker.htm](http://www.free-scores.com/partitions_gratuites_johnwesleybarker.htm)

- Contacter l'artiste
- Commenter cette partition
- Ajouter votre interprétation MP3
- Accès partition et écoute audio avec ce QR Code :



# *Transit Of Venus 2*


*for flute duet*



*by*

*John Wesley-Barker*

*2004*

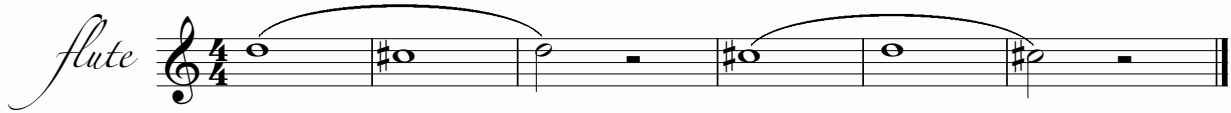


---

CONTENTS:	Page:
Transit Of Venus 2 - flute 1	5
Transit Of Venus 2 - flute 2	9
Welcome	15
Programme Notes	15
Level Of Difficulty	15
Transit Of Venus 2 - minuscule score	16

©2004 This first edition in print was made in January 2012. Further copies are available by applying to [johnwesleybarker@gmail.com](mailto:johnwesleybarker@gmail.com). A special cloth bound hardback Limited Edition, numbered and signed by the composer is also available. This contains photographs, illustrations, helpful guidance on preparing the pieces for performance as well as further articles and a CD with audio recordings and useful files.

4



"Aim to match the timbre of each note using the natural timbre of one or the other."

# Transit Of Venus 2

John Wesley Barker

Vivace ♩ = 72

Flute 1

mf mp mf

6 mp mf

11

16 1. 2.

21 p cresc. f

26 pp p cresc.

31 f

36 pp cresc. poco a poco

41

46 ff p subito

50 Lento

A

p

Musical score for 13 staves, numbered 52 to 64. The music is written in G major (one sharp) and features a continuous eighth-note melody. The notation includes various articulations such as slurs, accents, and dynamic markings. The melody is primarily composed of eighth notes, with some measures containing sixteenth notes. The score is presented in a single system with 13 staves.

65

66 *ossia*

67

68

69 **B**

70

71

72 *ppp*

73 *pp*

74 *rall.*

*diminuendo*

*ppp*

3/4



8

75 **C** **Vivace**  $\text{♩} = 72$

mf mp mf

mp mf

p cresc. f

pp p cresc.


f p

mf mp f mf ff

*flute 2*

# *Transit Of Venus 2*


*for flute duet*



*by*

*John Wesley-Barker*

*2004*



# Transit Of Venus 2

John Wesley Barker

Vivace  $\text{♩} = 72$

flute 2

*mf*

5

*mp* *mf*

11

1.

17

2.

22

*p* *cresc.* *f* *pp* CUE: flute 1

27

*p* *cresc.* PLAY

32

*f*

37

*pp* *cresc. poco a poco*

43

47

Lento

*p subito* *p* CUE: flute 1

52 PLAY

53

54

55


56


57


58

59


60

61 


62 


63 

64 

65 

66 

67 

68 

*p dolce*

71 

*pp diminuendo* *rall.* *> ppp*

14

75 **C** **Vivace**  $\text{♩} = 72$

80

85

90 **CUE: flute 1** **PLAY**

95

100

*mf mp < f mf ff*

# Transit Of Venus for flute(s)



by John Wesley-Barker

## Welcome

Thank you for your interest in these flute pieces. They have been freely available online since 2004 and and now **Transit Of Venus for solo flute** and **Transit Of Venus 2 for flute duet** being made available in print for the first time in this First Edition. The **Transit Of Venus 3** for two solo flutes and flute choir is available separately as a score and a score with parts for licensing. A special hardback Limited Edition is also available to order. Signed and numbered with all the scores and a Compact Disc of the recorded pieces and PDFs of scores and parts as well as articles and information. For more information: e-mail [johnwesleybarker@gmail.com](mailto:johnwesleybarker@gmail.com)

## Programme Notes

The first solo flute study **Transit of Venus** for solo flute was improvised then composed in 2004 as the planet Venus slowly traversed the face of the Sun. While waiting for pupils to attend their lesson I was improvising on my flute. I had in mind some phrases by *Pandit Hari Prasad Chaurasia*, master of the bansuri (the Hindustani bamboo flute) - who I had heard in an all night Raga concert in Edinburgh a year or so before. In the improvisation, I was trying to play particular phrases which contained leaps while also playing between the notes open 'c#' to closed 'd' to create an aural illusion of more than one part. Then I remembered a lesson with *Professor David Cubbin*, my inspirational flute teacher in Adelaide from 1967 to 1970. He focussed my attention on a particular range of the flute's timbre, namely - the 'natural' colour change that occurs



"Aim to match the timbre of each note using the natural timbre of one or the other."

when pivoting between these 2 pitches - the 'open' c# and the adjacent 'closed' d.

*David Cubbin* asked me to play the notes slowly and to listen carefully to the timbre of each note and to then aim to

match timbre across the break, either by making the d sound like the c# or visa versa, while at the same time building resonant capacity and regular breath control by increased awareness and relaxation. After doing this exercise for a few minutes, I began to improvise phrases on the increased length of my breath cycles. Breaking off at intervals to write down and compose **Transit Of Venus**, as a study for solo flute.

**Transit Of Venus 2** for flute duet was completed a few days after the solo piece at the request of friend and flautist *Karen Thornton* - who liked the solo study and suggested a duet version to play together.

I then made **Transit Of Venus 3** by adding a spacious introduction and expanding some phrases. Scored for two solo flutes and flute choir comprising piccolo, 4 flutes, 2 alto flutes and bass flute. This 3rd piece completes a series of pieces with a unifying theme suitable for a 'flute convention' or similar. From the solo study to the duet who then 'guest' in the 3rd piece with flute choir.

## Level of Difficulty

The solo parts require smooth facility in the key of F# minor. Most of the phrases fit easily under the fingers on a Boehm flute. The 2nd flute part of **Transit Of Venus 2** may be played on a flute with a low B. Intermediate to Advanced players, e.g. Associated Board Grade 8 for the solo parts.

In **Transit Of Venus 3**, which is dedicated to David Cubbin, the flute choir parts are written for a choir comprising players of 'mixed' ability. The 3rd choir flute part uses only one note - 'open' c# and may be played by a Beginner with Intermediate reading skills. The solo alto flute 1 may also be played by 4th flute making it possible to play with only one alto flute and one bass.

January 2013

Website: [www.johnwesleybarker.co.uk](http://www.johnwesleybarker.co.uk)



# Transit Of Venus 2

John Wesley Barker

Vivace  $\text{♩} = 72$

flute 1  
flute 2

mf mp mf mp mf

14 p cresc. f pp

28 p cresc. f pp cresc. poco a poco

42 Lento p subito p

cresc. poco a poco p subito p

53

57

61

69 p dolce pp pp diminuendo

rall. Vivace  $\text{♩} = 72$

ppp mf mp mf mp mf

87 p cresc. f pp p cresc.

96 f p mf mp f mf ff

f p mf mp f mf ff

[1] [2] [A] [B] [CUE: flute 1] [PLAY] [CUE: flute 1] [PLAY]